

Annex G

Odour Patrol Result



CERTIFICATE OF ANALYSIS

CLIENT:	OSCAR BIOENERGY JOINT VENTURE	WORK ORDER:	HK2326587
CONTACT:	MS ANGEL TJIA		
ADDRESS:	NO. 5, SHAM FUNG ROAD, SIU HO WAN, NORTH LANTAU ISLAND, NT, HONG KONG	LABORATORY:	HONG KONG
		SUB-BATCH:	0
		DATE OF PATROL:	10 JULY 2023
		DATE OF ISSUE:	25 JULY 2023
PROJECT:	ODOUR PATROL FOR THE ORGANIC RESOURCES RECOVERY CENTRE PHASE 1 IN SIU HO WAN	SAMPLE TYPE:	ODOUR PATROL
SITE:	ORGANIC RESOURCES RECOVERY CENTRE PHASE 1 (O-PARK 1)	NO. OF LOCATIONS:	8
PO:	23040085		

COMMENTS

Odour Patrol was conducted by the staff of ALS Technichem during 11:03 – 11:16 and 15:32 – 15:48.

Sampling information (Project name, Sample ID) is provided by client.

NOTES

This is the Final Report and supersedes any preliminary report with this batch number.

The results related only to the items tested. All pages of this report have been checked and approved for release.


Fung Lim Chee, Richard
Managing Director - Hong Kong



1. Summary of Work

The odour patrol was conducted during daytime and evening time.

2. Odour Patrol

Odour patrolling is a process to make use of the calibrated olfactory senses (i.e. the nasal sense) of the patrol members to evaluate the odour and its intensity during a patrol exercise at the site.

The patrol work was conducted by two odour patrol team members from ALS Technichem (HK) Pty Ltd during each time session. All members are free from any respiratory diseases during patrol day. None of the members has been working or living in the area of the vicinity of the inspection zone.

The patrol team was required to move slowly from one to the other monitoring locations and use their olfactory senses to detect odour at each location.

The location of odour sources and the areas to be affected by the odour nuisance were identified as much as possible.

During the patrolling, the meteorological and surrounding information were recorded:

- the prevailing weather condition;
- the wind direction;
- the wind speed;
- location where odour is spotted;
- possible source of odour;
- perceived intensity of the odour;
- duration of odour; and
- characteristics of the odour detected.

The perceived intensity is to be divided into 5 levels which are ranked in an ascending order as follows:

0	Not detected	No odour perceives or an odour so weak that it cannot be easily characterised or described
1	Slight	Identifiable odour, slight
2	Moderate	Identifiable odour, moderate
3	Strong	Identifiable odour, strong
4	Extreme	Severe odour

The odour patrol location was shown in Appendix 1.



Work Order: HK2326587

3. Odour Patrol Result

3.1 Daytime:

Location	Panellist	Weather	Time	T (°C)	RH (%)	WS (m/s)	WD (Degree)	Odour Intensity	Duration of Odour	Direction from Source	On-Site Observation	
											Odour Characteristics	Potential Odour Source
8	1	Sunny	11:03	33.5	75.4	0.0	--	0	NA	NA	NA	NA
	2							0				
7	1	Sunny	11:04	35.0	74.7	1.7	009	0	NA	NA	NA	NA
	2							0				
2	1	Sunny	11:06	34.9	74.9	0.0	--	1	Continuous	NA	Biogas	Biogas Tank Valve Holder
	2							1				
3	1	Sunny	11:07	33.7	73.1	1.0	004	1	Continuous	Upwind	Biogas	Biogas Tank Valve Holder
	2							1				
5	1	Sunny	11:10	33.2	78.1	0.4	133	1	Continuous	Side wind	Compost	Composting Hall
	2							1				



Work Order: HK2326587

Location	Panellist	Weather	Time	T (°C)	RH (%)	WS (m/s)	WD (Degree)	Odour Intensity	Duration of Odour	Direction from Source	On-Site Observation	
											Odour Characteristics	Potential Odour Source
6	1	Sunny	11:12	33.4	77.8	1.1	--	0	NA	NA	NA	NA
	2							0				
9	1	Sunny	11:14	33.0	76.4	1.4	--	0	NA	NA	NA	NA
	2							0				
10	1	Sunny	11:16	28.3	68.3	NA	NA	1	Continuous	NA	Musty	Air Conditioning System
	2							1				

Remark:

T: Air Temperature
RH: Relative Humidity
WS: Wind Speed
WD: Wind Direction
NA: Not Applicable



3.2 Evening time:

Location	Panellist	Weather	Time	T (°C)	RH (%)	WS (m/s)	WD (Degree)	Odour Intensity	Duration of Odour	Direction from Source	On-Site Observation	
											Odour Characteristics	Potential Odour Source
8	1	Sunny	15:32	35.4	64.5	0.0	--	0	NA	NA	NA	NA
	2							0				
7	1	Sunny	15:33	36.0	61.6	1.2	150	0	NA	NA	NA	NA
	2							1	Continuous	Side wind	Garbage	Tipping Hall
2	1	Sunny	15:36	35.5	63.2	0.5	312	1	Continuous	Upwind	Biogas	Biogas Tank Valve Holder
	2							1				
3	1	Sunny	15:37	35.3	67.0	1.1	164	0	NA	NA	NA	NA
	2							0				
5	1	Sunny	15:41	35.3	63.4	0.7	303	0	NA	NA	NA	NA
	2							0				



Work Order: HK2326587

Location	Panellist	Weather	Time	T (°C)	RH (%)	WS (m/s)	WD (Degree)	Odour Intensity	Duration of Odour	Direction from Source	On-Site Observation	
											Odour Characteristics	Potential Odour Source
6	1	Sunny	15:43	36.6	65.8	0.0	--	0	NA	NA	NA	NA
	2							0				
9	1	Sunny	15:45	35.5	64.0	1.4	243	0	NA	NA	NA	NA
	2							0				
10	1	Sunny	15:48	26.8	66.5	NA	NA	1	Continuous	NA	Musty	Air Conditioning System
	2							1				

Remark:

T: Air Temperature

RH: Relative Humidity

WS: Wind Speed

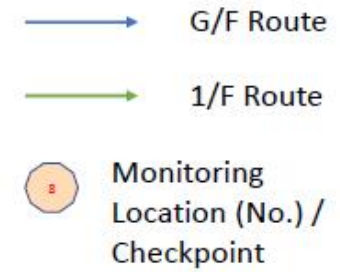
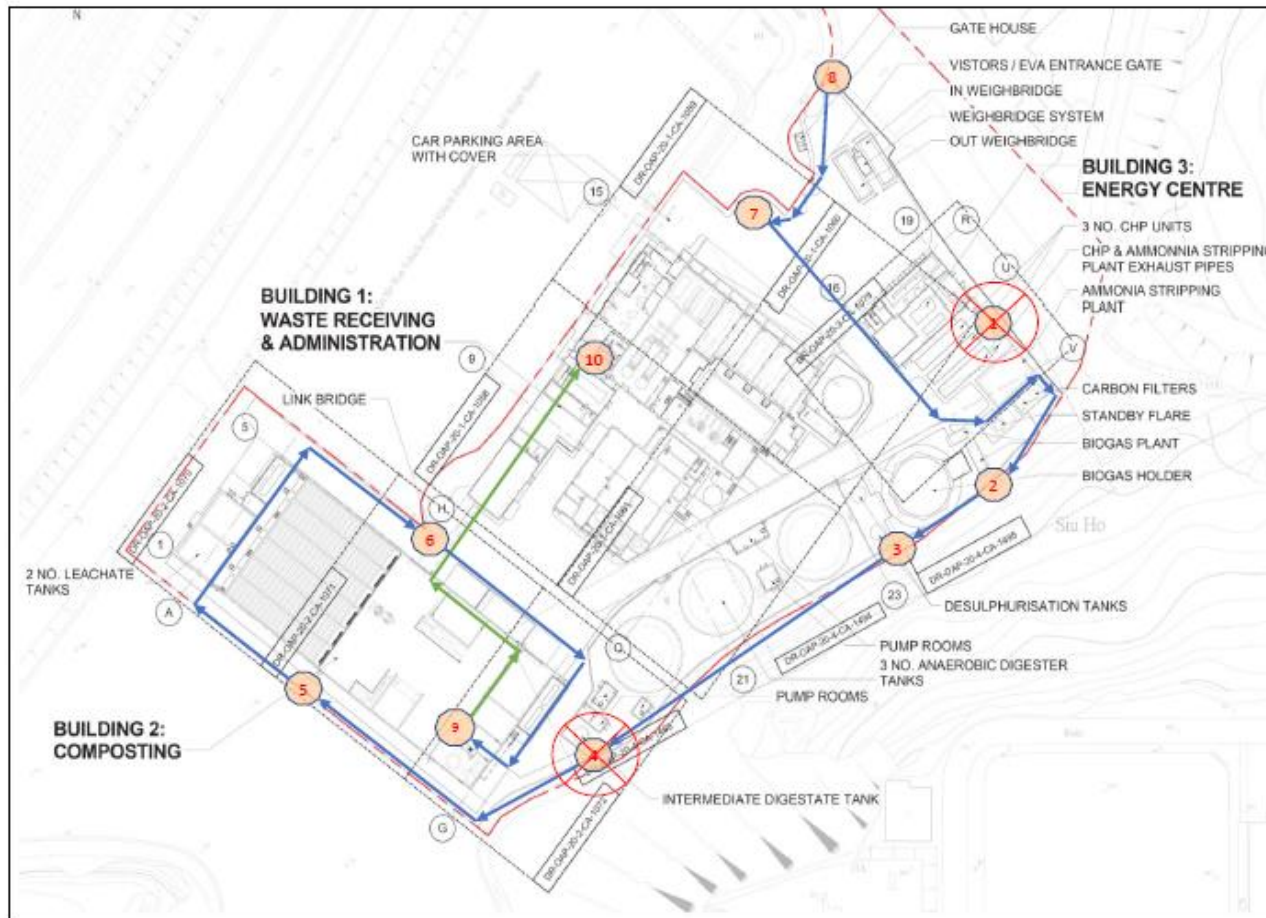
WD: Wind Direction

NA: Not Applicable



APPENDIX 1

Odour Patrol Route





Work Order: HK2326587

APPENDIX 2

A2.1 Odour Patrol at Different Locations - Morning time



Location: 2



Location: 3



Location: 5




Location: 6



Location: 7



Location: 8



Location: 9



Location: 10



Work Order: HK2326587

A2.1 Odour Patrol at Different Locations - Evening time



Location: 2



Location: 3



Location: 5



Location: 6



Location: 7



Location: 8



Location: 9



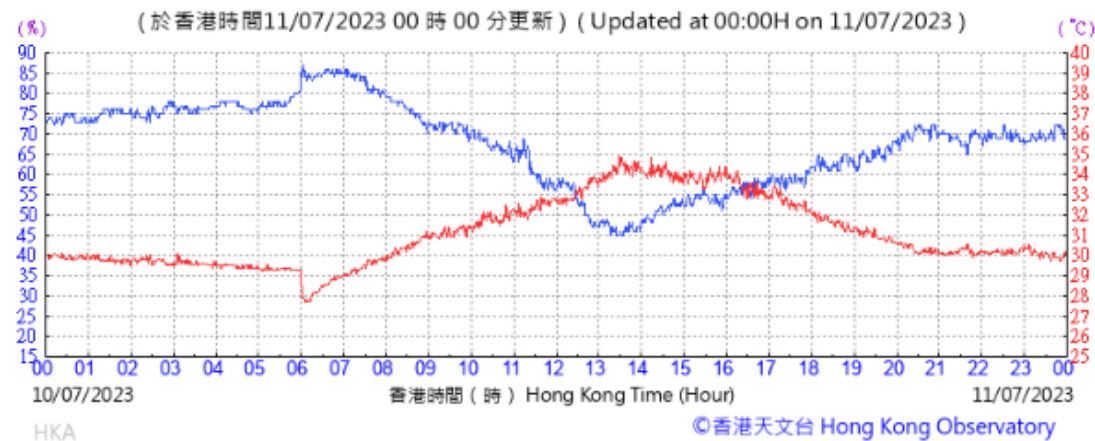
Location: 10



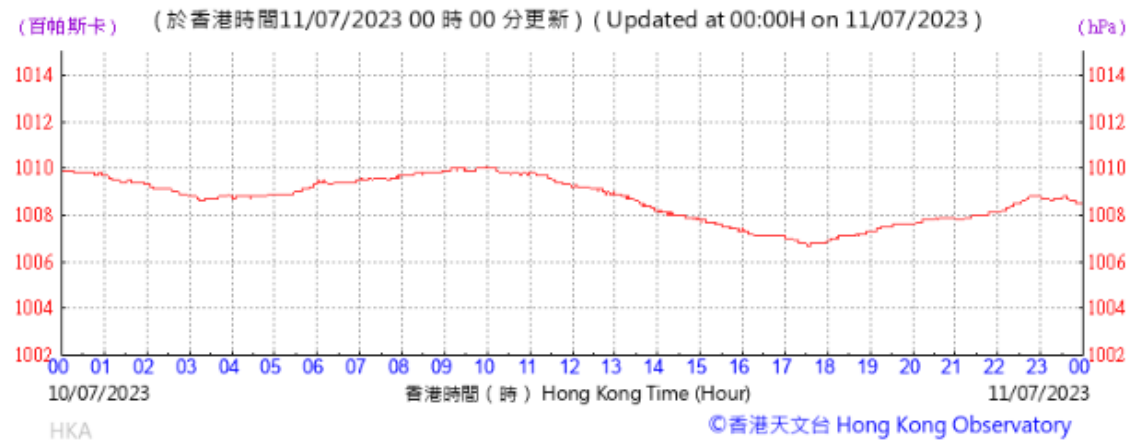
APPENDIX 3

Extract of Meteorological Observations from Hong Kong Airport Observatory Station

Temperature/Humidity:



Pressure:

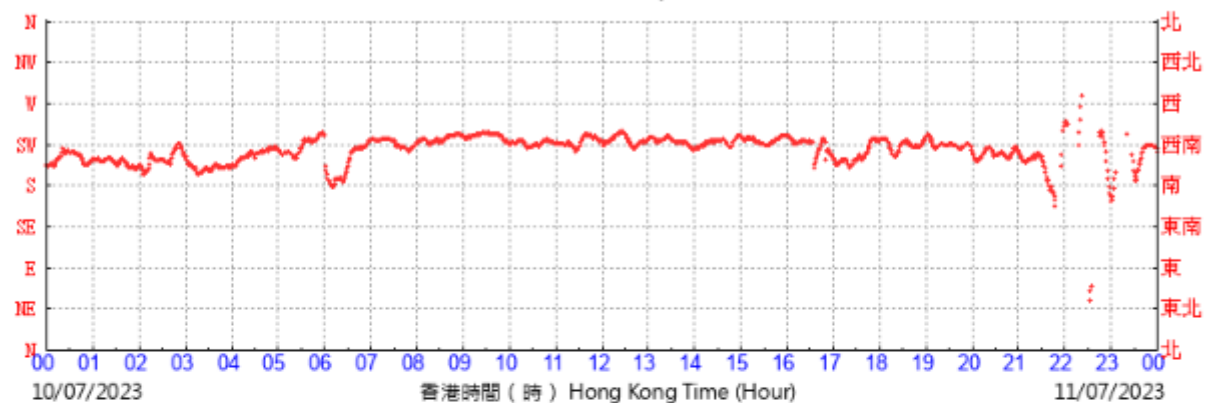




Work Order: HK2326587

Wind Direction:

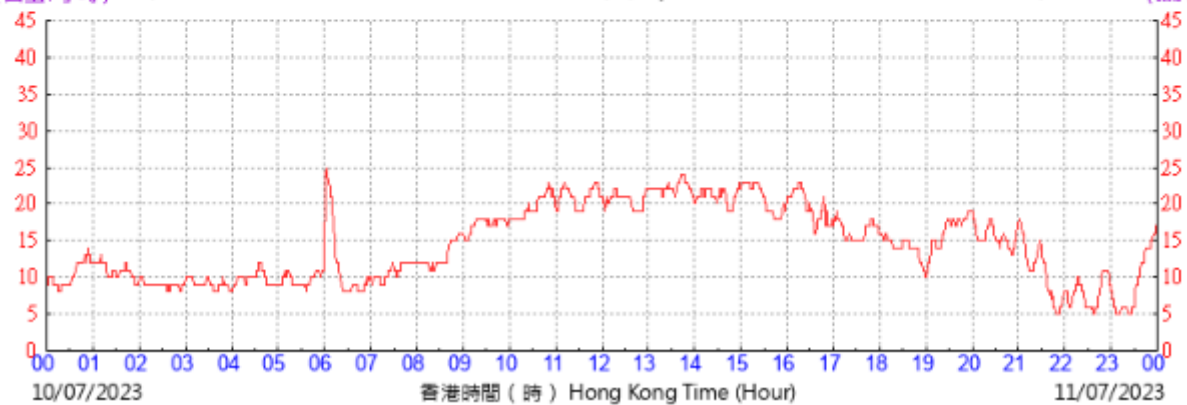
(於香港時間11/07/2023 00 時 00 分更新) (Updated at 00:00H on 11/07/2023)



©香港天文台 Hong Kong Observatory

Wind Speed:

(公里/小時) (於香港時間11/07/2023 00 時 00 分更新) (Updated at 00:00H on 11/07/2023) (km/h)



©香港天文台 Hong Kong Observatory



CERTIFICATE OF ANALYSIS

CLIENT:	OSCAR BIOENERGY JOINT VENTURE	WORK ORDER:	HK2330618
CONTACT:	MS ANGEL TJIA		
ADDRESS:	NO. 5, SHAM FUNG ROAD, SIU HO WAN, NORTH LANTAU ISLAND, NT, HONG KONG	LABORATORY:	HONG KONG
		SUB-BATCH:	0
		DATE OF PATROL:	02 AUGUST 2023
		DATE OF ISSUE:	10 AUGUST 2023
PROJECT:	ODOUR PATROL FOR THE ORGANIC RESOURCES RECOVERY CENTRE PHASE 1 IN SIU HO WAN	SAMPLE TYPE:	ODOUR PATROL
SITE:	ORGANIC RESOURCES RECOVERY CENTRE PHASE 1 (O-PARK 1)	NO. OF LOCATIONS:	8
PO:	23040085		

COMMENTS

Odour Patrol was conducted by the staff of ALS Technichem during 10:16 - 10:31 and 15:32 - 15:46.

Sampling information (Project name, Sample ID) is provided by client.

NOTES

This is the Final Report and supersedes any preliminary report with this batch number.

The results related only to the items tested. All pages of this report have been checked and approved for release.


Fung Lim Chee, Richard
Managing Director - Hong Kong



1. Summary of Work

The odour patrol was conducted during daytime and evening time.

2. Odour Patrol

Odour patrolling is a process to make use of the calibrated olfactory senses (i.e. the nasal sense) of the patrol members to evaluate the odour and its intensity during a patrol exercise at the site.

The patrol work was conducted by two odour patrol team members from ALS Technichem (HK) Pty Ltd during each time session. All members are free from any respiratory diseases during patrol day. None of the members has been working or living in the area of the vicinity of the inspection zone.

The patrol team was required to move slowly from one to the other monitoring locations and use their olfactory senses to detect odour at each location.

The location of odour sources and the areas to be affected by the odour nuisance were identified as much as possible.

During the patrolling, the meteorological and surrounding information were recorded:

- the prevailing weather condition;
- the wind direction;
- the wind speed;
- location where odour is spotted;
- possible source of odour;
- perceived intensity of the odour;
- duration of odour; and
- characteristics of the odour detected.

The perceived intensity is to be divided into 5 levels which are ranked in an ascending order as follows:

0	Not detected	No odour perceives or an odour so weak that it cannot be easily characterised or described
1	Slight	Identifiable odour, slight
2	Moderate	Identifiable odour, moderate
3	Strong	Identifiable odour, strong
4	Extreme	Severe odour

The odour patrol location was shown in Appendix 1.



Work Order: HK2330618

3. Odour Patrol Result

3.1 Daytime:

Location	Panellist	Weather	Time	T (°C)	RH (%)	WS (m/s)	WD (Degree)	Odour Intensity	Duration of Odour	Direction from Source	On-Site Observation	
											Odour Characteristics	Potential Odour Source
8	1	Sunny	10:16	32.4	72.7	1.2	144	0	NA	NA	NA	NA
	2							0				
7	1	Sunny	10:17	32.4	67.0	1.0	133	1	Intermittent	Side wind	Garbage	Tipping Hall
	2							1				
2	1	Sunny	10:19	33.3	70.3	0.0	--	1	Continuous	NA	Biogas	Biogas Tank Valve Holder
	2							1				
3	1	Sunny	10:22	33.5	69.1	0.8	007	1	Intermittent	Downwind	Biogas	Biogas Tank Valve Holder
	2							1				
5	1	Sunny	10:24	31.9	76.0	0.0	--	0	NA	NA	NA	NA
	2							0				



Work Order: HK2330618

Location	Panellist	Weather	Time	T (°C)	RH (%)	WS (m/s)	WD (Degree)	Odour Intensity	Duration of Odour	Direction from Source	On-Site Observation	
											Odour Characteristics	Potential Odour Source
6	1	Sunny	10:26	32.4	71.3	1.7	126	0	NA	NA	NA	NA
	2							0				
9	1	Sunny	10:28	33.5	71.0	0.0	--	1	Continuous	NA	Compost	Composting Hall
	2							1				
10	1	Sunny	10:31	25.6	68.2	NA	NA	1	Continuous	NA	Musty	Air Conditioning System
	2							1				

Remark:

T: Air Temperature

RH: Relative Humidity

WS: Wind Speed

WD: Wind Direction

NA: Not Applicable

**3.2 Evening time:**

Location	Panellist	Weather	Time	T (°C)	RH (%)	WS (m/s)	WD (Degree)	Odour Intensity	Duration of Odour	Direction from Source	On-Site Observation	
											Odour Characteristics	Potential Odour Source
8	1	Sunny	15:32	32.6	65.8	0.7	167	0	NA	NA	NA	NA
	2							0				
7	1	Sunny	15:33	33.6	62.2	1.0	141	1	Continuous	Side wind	Garbage	Tipping Hall
	2							1				
2	1	Sunny	15:35	33.5	65.3	1.1	112	0	NA	NA	NA	NA
	2							0				
3	1	Sunny	15:36	32.5	66.9	2.3	114	0	NA	NA	NA	NA
	2							0				
5	1	Sunny	15:39	33.2	66.7	0.6	125	1	Continuous	Downwind	Grassy	Nearby Vegetation
	2							1				



Work Order: HK2330618

Location	Panellist	Weather	Time	T (°C)	RH (%)	WS (m/s)	WD (Degree)	Odour Intensity	Duration of Odour	Direction from Source	On-Site Observation	
											Odour Characteristics	Potential Odour Source
6	1	Sunny	15:41	33.7	65.6	1.2	118	0	NA	NA	NA	NA
	2							0				
9	1	Sunny	15:44	34.1	69.6	0.5	143	1	Continuous	Downwind	Compost	Composting Hall
	2							1				
10	1	Sunny	15:46	25.1	66.9	NA	NA	1	Continuous	NA	Musty	Air Conditioning System
	2							1				

Remark:

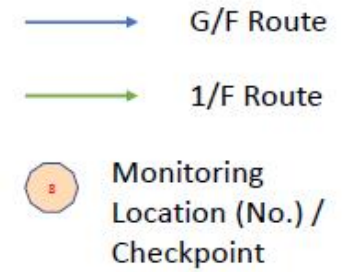
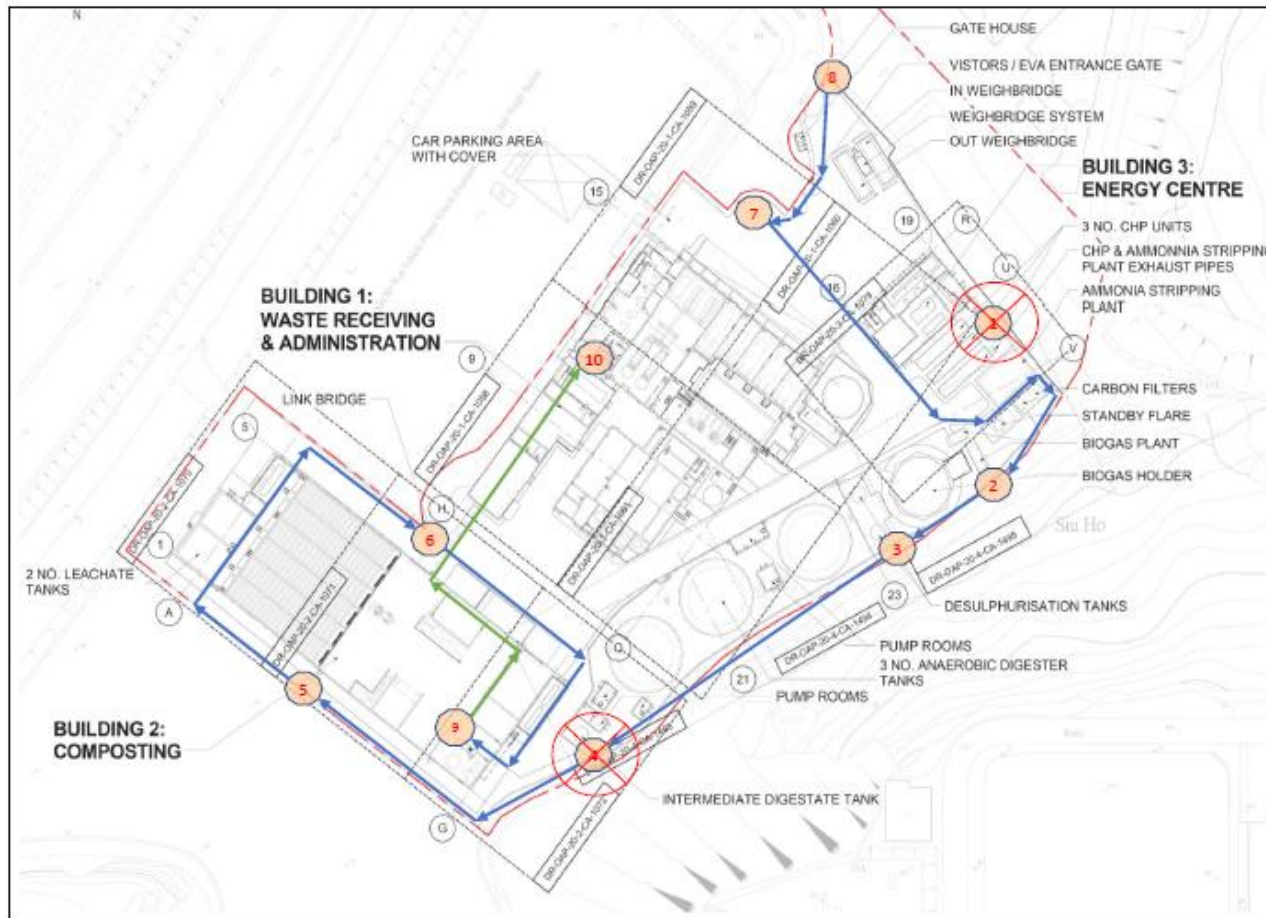
T: Air Temperature
RH: Relative Humidity
WS: Wind Speed
WD: Wind Direction

NA: Not Applicable



APPENDIX 1

Odour Patrol Route





APPENDIX 2

A2.1 Odour Patrol at Different Locations - Morning time



Location: 2



Location: 3



Location: 5



Location: 6



Location: 7



Location: 8



Location: 9



Location: 10



Work Order: HK2330618

A2.1 Odour Patrol at Different Locations - Evening time



Location: 2



Location: 3



Location: 5



Location: 6



Location: 7



Location: 8



Location: 9



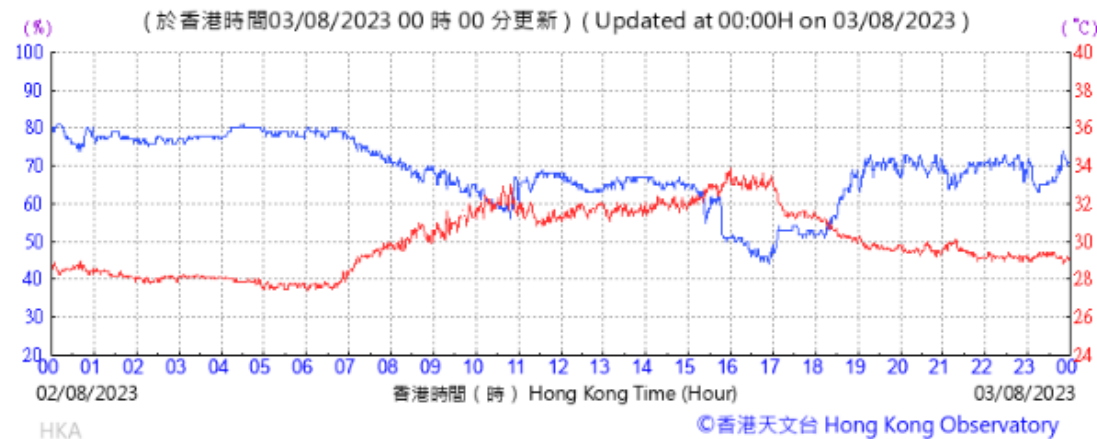
Location: 10



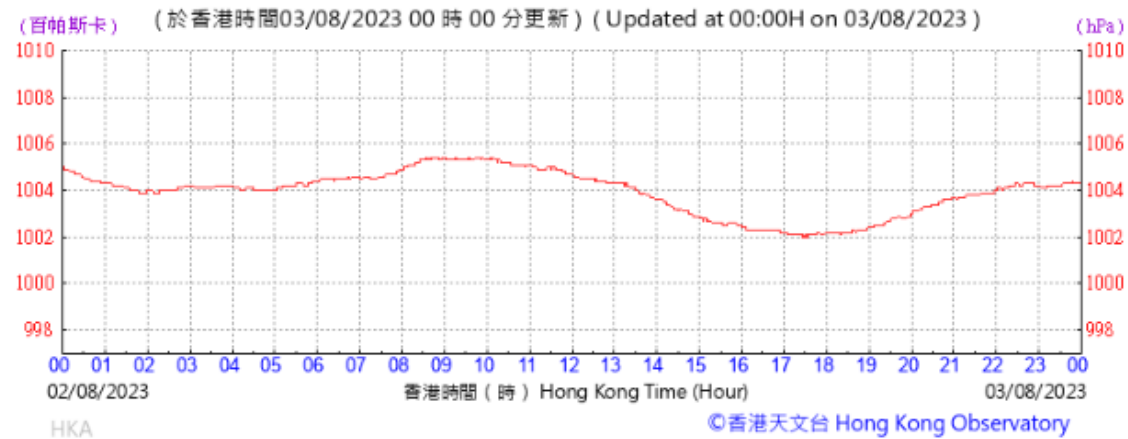
APPENDIX 3

Extract of Meteorological Observations from Hong Kong Airport Observatory Station

Temperature/Humidity:



Pressure:

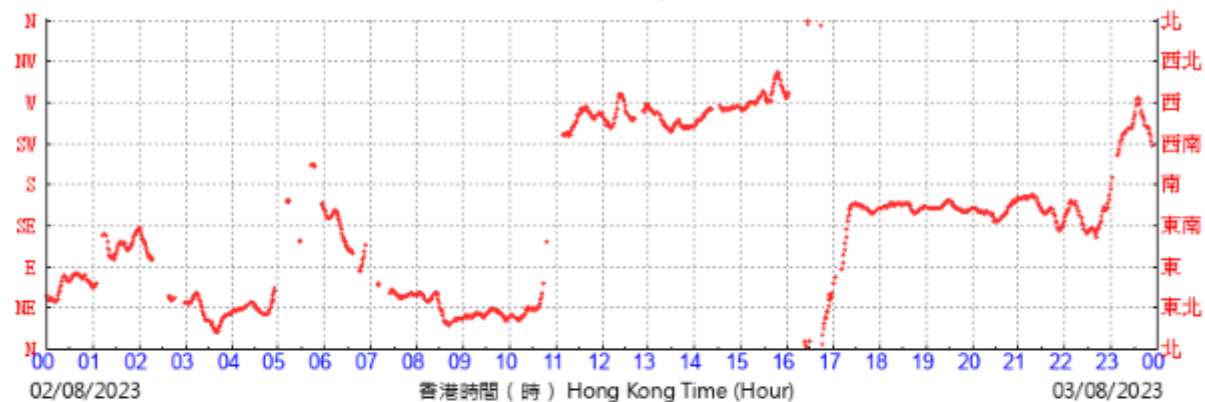




Work Order: HK2330618

Wind Direction:

(於香港時間03/08/2023 00 時 00 分更新) (Updated at 00:00H on 03/08/2023)



R2C

©香港天文台 Hong Kong Observatory

Wind Speed:

(公里/小時) (於香港時間03/08/2023 00 時 00 分更新) (Updated at 00:00H on 03/08/2023) (km/h)



R2C

©香港天文台 Hong Kong Observatory